



The Vogue Classique

The Vogue Classique is an elegant culmination of the very best of Willerby's design work and materials, delivered with our 75 years of manufacturing pedigree.



Its striking apex glazed front end and optional Juliet balcony mean that this stunning holiday home is sure to make you the envy of your neighbours on the park.

The spacious kitchen/diner packs in an American-style fridge-freezer, wine rack, and six-seater dining table – guaranteeing you'll be the hosts with the most and have everything you need for entertaining.



Best for top of
the range luxury



Image shows 43 x 13 3 bed model





Scan the QR code to view the Vogue Classique 360

What's included

Everything below is included in the Vogue Classique as standard.

Built to our



See page 6

Exterior / structure

- Rigid Vinyl cladding – standard colour Chateaux
- Energy efficient white PVCu double glazed windows and doors
- Fully galvanised chassis

Interior features

- Central heating system featuring high-efficiency combi boiler
- Brushed chrome sockets and USB outlets
- Integrated Bluetooth MP3 sound system

Lounge

- Freestanding two seater sofa including integrated power footrest with USB outlet and three seater sofa with fold-out sofa bed (two-bed models)
- L-shaped sofa including integrated power footrest, sofa bed, and USB outlet (three-bed model)
- Scatter cushions
- Mirror
- Media unit with TV point

Dining area

- Freestanding six-seater dining table, and upholstered chairs
- Pendant lighting

Kitchen

- Integrated microwave
- American-style fridge freezer
- Gas oven/grill with separate gas on glass five burner hob and glass splashback
- Extractor fan
- Integrated dishwasher
- Integrated washer/dryer
- Large pantry cupboard

Main bedroom

- King-size bed with upholstered headboard and lift-up storage system
- Walk-in wardrobe (two bed models)
- Large wardrobe (three bed model)
- Bedside cabinets
- Dressing table with mirror and chair

- TV point
- Coordinated bedding pack - Slate
- Ensuite bathroom (two bed models)
- Ensuite shower room (three bed model)

Twin bedroom(s)

- Single beds with upholstered headboards
- Bedside cabinet
- Wardrobe
- TV point
- Coordinated bedding pack - Slate

Family shower room

- Shower enclosure with thermostatically controlled shower
- Dual flush WC
- Wash basin

Make it your own

Below is a list of all the extras available to truly personalise your home. We recommend ticking the ones you want so your park or distributor include these options when providing you with a quote.

- | | | |
|---|---|--|
| <input type="checkbox"/> Vogue Classique Lodge Specification - including CanExel® cladding and window frames in a choice of colours, Residential Specification BS 3632 (2015), and Vogue Classique lodge name badge | <input type="checkbox"/> Hive thermostat | <input type="checkbox"/> Residential Specification BS 3632 (2015) (includes single sliding patio door) |
| <input type="checkbox"/> CanExel® cladding options (see page 102) | <input type="checkbox"/> Four seater dining table and chairs to replace six seater | <input type="checkbox"/> European specification |
| <input type="checkbox"/> Environmental Green exterior with graphite windows (see page 102) | <input type="checkbox"/> Wine cooler | <input type="checkbox"/> Trace heating |
| <input type="checkbox"/> Graphite PVCu windows and doors | <input type="checkbox"/> Simply Better Sleep mattress upgrade | <input type="checkbox"/> Electric fire |
| <input type="checkbox"/> Single sliding patio door to lounge | <input type="checkbox"/> Air conditioning in the master bedroom (two bedroom models) | <input type="checkbox"/> All electric specification |
| | <input type="checkbox"/> Juliet balcony to the main bedroom with outlook French door (two bedroom models) | <input type="checkbox"/> Internet ready pack |
| | <input type="checkbox"/> Walk-in shower to replace bath in the ensuite (two bedroom models) | |

Floor Plans



43 x 13 • 2 bedroom • sleeps 6














43 x 13 • 3 bedroom • sleeps 8



43 x 14 • 2 bedroom • sleeps 6

Key

- | | | | | |
|--|---|---|--|--|
|  Boiler |  Microwave |  Fold-out bed |  Fridge-freezer |  MP3 position |
|  Fire space |  Wardrobe |  Dishwasher |  TV space |  Oven |
| | |  Washing machine | | |

Model designations shown for the above product(s) are not definitive dimensions. For actual dimensions please refer to the table on page 103. Photography shows the 43 x 14 two bedroom model with optional Mist Grey CanExel®, graphite PVCu windows and doors, retractable awning to front eave, air conditioning, and a Juliet balcony to the main bedroom. Product photography is intended for illustrative purposes only. Your holiday home may vary from product photography based on your chosen specification, options selected, and availability of materials. Some of the items photographed (such as TV, DVD player, kettle, ornaments, etc.) are accessories used for illustrative purposes only and are not included. Specifications and options are accurate as of 1st August 2023. All specifications and options are subject to change and are superseded by any subsequent publication. Additional product images can be viewed at willerby.com/vogue-classique